

LiFePO₄ Lithium Battery

Longer Cycle Life: Offers up to 15 times longer cycle life and 5 times longer float/calendar life than lead acid battery.

Lighter Weight: About 40% weight of a comparable lead acid battery, save up to 60% in weight.

Quick Charge: Short charge time compared with lead acid battery.

Low Self-Discharge: Lower self-discharge compared with lead acid battery, longer storage time without recharging.

Superior Safety: Multi-protection methods built inside to protect the battery from overcharge, over discharge and short circuit situation.

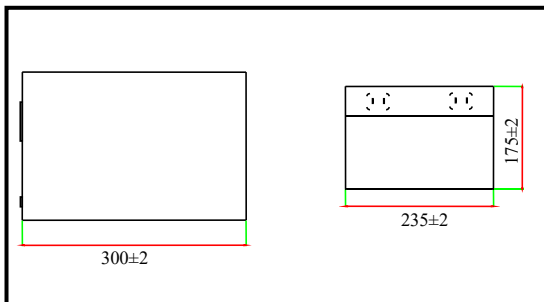
High Efficient: Higher round-trip energy efficiency of the average (92%) than lead acid battery 80% (discharge from 100% to 0% and back to 100% charged).

LCD

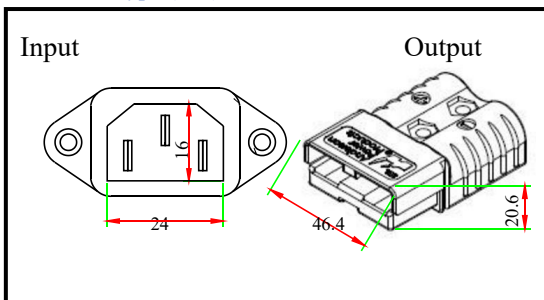
Specifications

Nominal voltage		12V
Nominal capacity		200Ah 300±2mm
Dimensions	Length	(11.81inch) 235±2mm
	Width	(9.25inch) 175±2mm
	Height	(6.89inch) 175±2mm
	Total height	(6.89inch)
Approx. weight		22.85kg (50.37 lbs)±4%

Outer dimensions (mm)



Terminal type (mm)

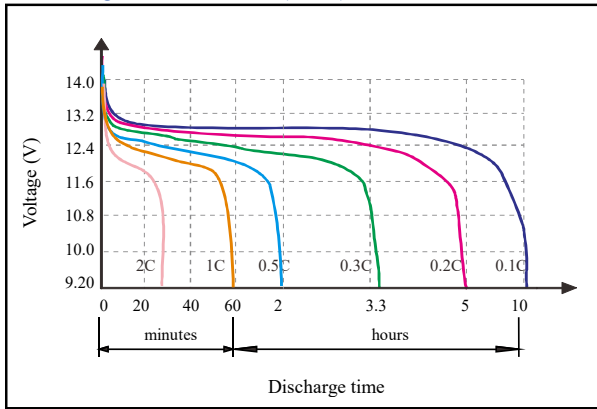


Characteristics

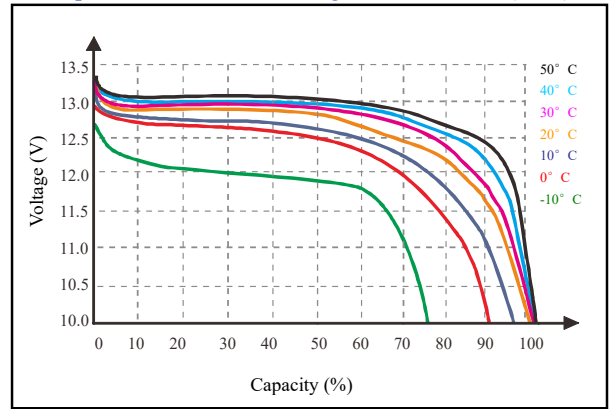
(mm) Electrical Parameters (25°C)	Rated Voltage	12.8V
	Rated Capacity (C ₂₀)	200Ah@25°C
	Energy	2560Wh
	Months Self Discharge	<3%
	Charge Efficiency	99.5%@ 0.2C
	Discharge Efficiency	96-99%@ 1C
Terminal type		T16
Internal resistance (Fully charged, 25°C)		≤14mΩ
Cycle life		>3000 cycles @ 0.2C 100%D.O.D
Capacity affected by temperature	40°C	101%
	25°C	100%
	0°C	90%
	-10°C	75%
Nominal operating temperature		25°C± 3°C (77°F± 5°F)
Operating temperature range	Discharge	- 20°C~ 60°C (-4°F ~ 140°F)
	Charge	0°C~ 45°C (32°F ~ 113°F)
	Storage	0°C~ 40°C (32°F ~ 104°F)
Water Dust Resistance		IP65
Charge Voltage		14.6V
Standard Charge Mode (25°C±2°C, <75%RH)		0.2CA Constant Current to 14.6V, then Constant Voltage 14.6V until the current drops to 0.02CA, before use, rest 30 minutes
Charge Current		40A
Maximum Charge Current		100A
Charge Cut off Voltage		14.6V
Continuous Discharge Current		200A
Maximum Pulse Current		300A (<2s)
Discharge Cut Off Voltage		11.2V
Communicate Protocol (optional)		(default none)RS485
SOC (optional)		(default none) Bluetooth
Application connection		1 string 1 parallel
Mechanical	Cells	4 Strings
	Container	ABS

Note 1: Please always refer to the latest edition of our technical manual that published on our website to ensure safe and efficient operation.

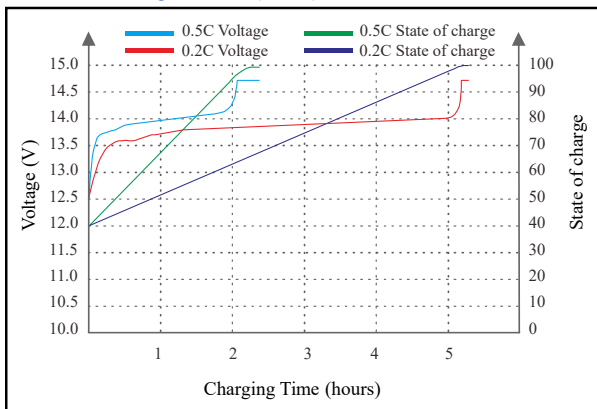
● Discharge characteristics (25°C)



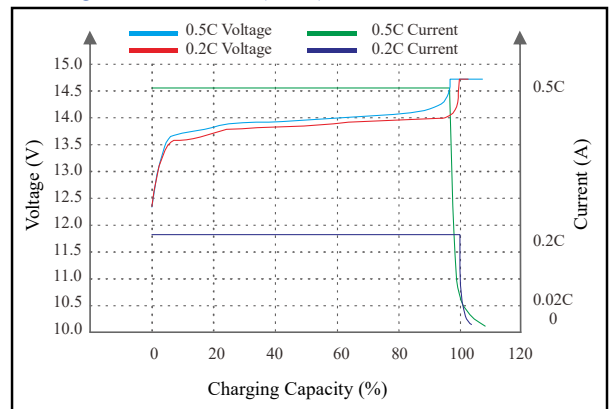
● Temperature affect on discharge characteristics (0.5C)



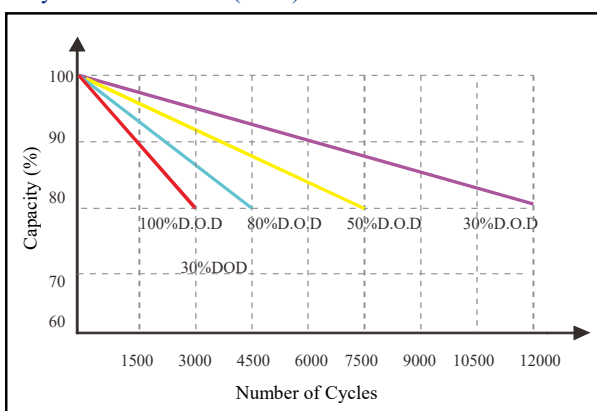
● State of Charge Curve (25°C)



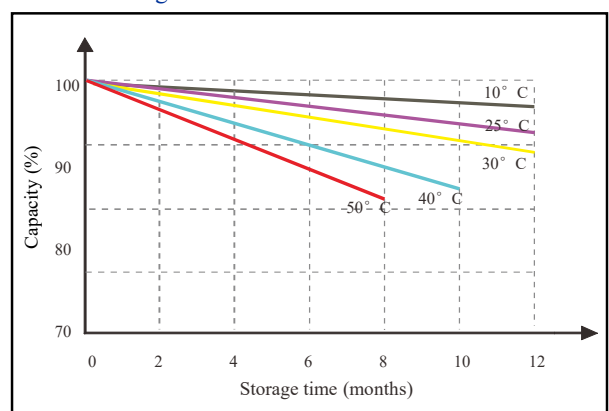
● Charge characteristics (25°C)



● Cycle life on D.O.D (25°C)



● Self Discharge Characteristics Curve



Note 2: The above curves are based on laboratory testing data @ 25°C 40%RH.

